



# ALIS HOME ELEVATOR

亞力士家庭電梯

CREATIVE & STYLISH HOME LIVING  
時尚的垂直移動專家



# Lift Car Finishes Selection 色樣選擇

## Car Panels and Doors 車廂板.門

### ● Stainless Steel Panel 不銹鋼板



Hairline  
髮紋



Mirror  
鏡面




Etched mirror  
雕花

### ● Decorative steel panels 彩妝鋼板



WD01



WD03




WD06

## Flooring 地板

### ● PVC Tile PVC地磚



506



536



522

### ● Carpet 地毯



7871



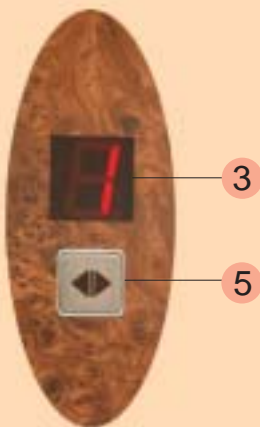
7845



7854



HD-302 / HL-302

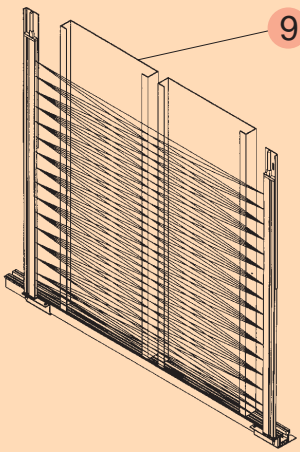


HD-301 / HL-301



HL-304

## Features 組件說明



- 1 Ceiling: Leisure and stylish look curvature car ceiling.
- 2 Emergency light: The light will automatically on when the power failure.
- 3 LED digital indicator.
- 4 Stainless steel button.
- 5 Key lock: Can be locked to prevent nuisance call.
- 6 Handrail: For handicapped and elderly persons.
- \* 7 Telephone in car: You wouldn't miss any calls. Also use as emergency phone.
- 8 Car operating panel: With large size panel, it is easy for vision and operation.
- \* 9 Infrared safety curtains for lifts.
- \* 10 Auto Rescue Device (ARD)
- \* Options



- 1 天花板：採用弧型天花板，使梯箱內有更休閒的空間。
- 2 緊急照明燈：停電時會自動亮燈。
- 3 LED數字顯示器。
- 4 木紋操作按鈕。
- 5 鎖住鍵：可鎖住以防任意搭乘。
- 6 扶手：方便殘障或年長者進入。
- \* 7 備有市內電話，不漏接任何訊息及可緊急對外聯繫。
- 8 車箱操作面板：大尺寸面板，讓您看得清楚，方便操作。
- \* 9 安全光幕：防小朋友、長者安全出入。
- \* 10 自動救援系統。

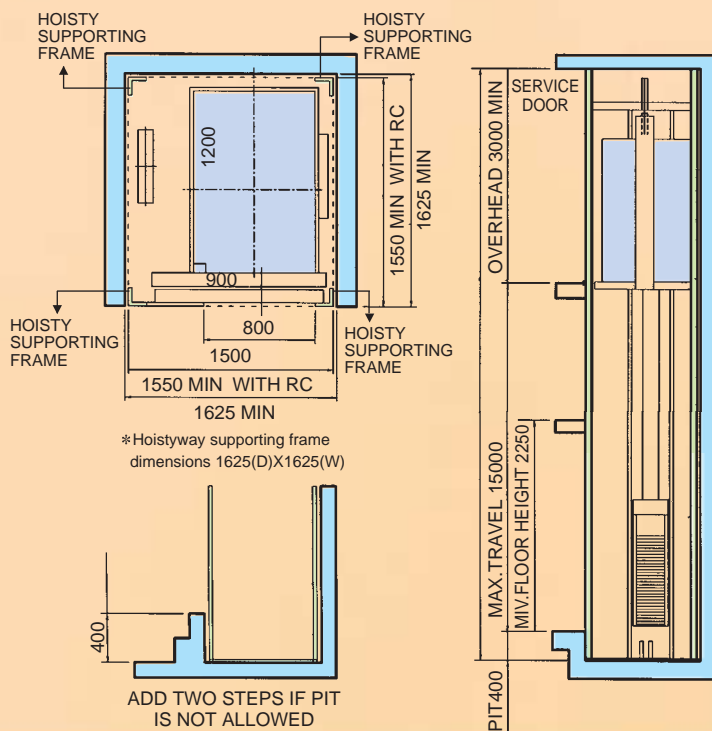
# Specification 規格表

| Application  | Capacity | No of Person | Speed   | Voltage           | Power       |
|--------------|----------|--------------|---------|-------------------|-------------|
| Private Home | 200 kg   | 3            | 20M/min | Single Phase 220V | 0.75~1.5 kw |
|              | 300 kg   | 4            | 30M/min | Single Phase 220V | 1.5~2.2 kw  |

| Car Size mm |       |        | Door Size mm |        |           | Hoistway Size mm |       |
|-------------|-------|--------|--------------|--------|-----------|------------------|-------|
| Width       | Depth | Height | Width        | Height | Door Type | Width            | Depth |
| 900         | 1200  | 2000   | 800          | 1900   | 2S        | 1550             | 1550  |

| 用途    | 最大荷重   | 人數 | 速度      | 使用電源      | 驅動電動機       |
|-------|--------|----|---------|-----------|-------------|
| 個人住宅用 | 200 kg | 3人 | 20M/min | 單相3線 220V | 0.75~1.5 kw |
|       | 300 kg | 4人 | 30M/min | 單相3線 220V | 1.5~2.2 kw  |

| 車廂尺寸 mm |      |      | 出入口 mm |      |      | 升降路尺寸 mm |      |
|---------|------|------|--------|------|------|----------|------|
| 寬       | 深    | 高    | 寬      | 高    | 開門方式 | 寬        | 深    |
| 900     | 1200 | 2000 | 800    | 1900 | 2S   | 1550     | 1550 |



# Specialization 特色

## COMFORTABLE, BEAUTIFUL, AND THOUGHTFUL DESIGN

1. The ability to allow convenient access of ordinary wheel chair, thus enjoying barrier-free space.
2. Sophisticated and user friendly operation panel, excellent touch sensor and large panel space.
3. Humanized touch control button design with built-in lamp indication, simple & easy to confirm floor number.
4. Car is equipped with ventilation equipment and air circulation with smooth circulation flow.
5. Overall space designing, exquisite, unique, and total outlook structure, looks elegant installed for indoor and outdoor.
6. Beautiful outlook paneling, elegant and easy to match with existing finishing.

## VARIOUS SAFETY AND SILENT FUNCTIONS

1. Fully computerized VVVF frequency and voltage converting elevator control panel with smooth operation. No PLC control system is used.
2. Low power consumption equivalent to an ordinary home air conditioner. (Single phase 220V).
3. Automatic turning off light function, lighting equipment is automatically turned off within a certain period of time, saves power.
4. Key lock may control the stop of running of elevator when the user is away from home for a long period of time or traveling.
5. Built-in intercom, for emergency contact.

## MOST ECONOMICAL AND CONVENIENT HOME ELEVATOR

1. Economical pricing which allows ordinary family owned the lightest home elevator.
2. Can be installed in RC structure, steel skeleton structure, wooden house, new and existing houses, fast and easy installation with minimum destruction to your home life.
3. Machine room is not required, without the need to built additional concrete lift structure, maintaining the aesthetic outlook of the house, and of course the installation cost is reduced to its minimum.
4. Minimum floor height is 2250mm (OH requires 3000 mm), suitable for installation of all kinds of floor and floor within floor.

## 舒適美觀的貼心設計

1. 電梯空間大可供一般輪椅方便進出，享受真正無障礙空間。
2. 最高級新穎的操作面板，觸感絕佳，面板空間大操作容易。
3. 人性化觸控式按鈕設計，按鈕內燈光顯示，確認樓層更容易。
4. 車廂內附通風設備，空氣循環及通暢。
5. 整體空間設計精巧別緻和全外裝結構，裝在室內戶外皆大方。
6. 外側封板美觀大方，輕易搭配原有裝潢。

## 安全安靜的各項功能

1. VVVF變頻變壓控制系統，控制電梯升降順暢，停樓平穩，安靜省電，非PLC控制系統。
2. 只需使用一般家庭之冷氣用電(單相220V)即可，比冷氣機還省電。
3. 自動關燈功能，電梯停止運轉後，照明設備於一定時間內即自動關閉，節省電源。
4. 管理用開關鎖，家族長時間外出或旅行時，可管制電梯停止運轉。
5. 隱藏式對講機，可對外緊急連絡使用。

## 最經濟方便的家庭電梯

1. 最經濟的價格，一般家庭即可輕鬆擁有最輕量化的家庭用電梯。
2. RC建築、鋼骨結構、木造住宅、新舊房屋皆可安裝，安裝工程簡單，快速，不影家居生活。
3. 不需另設機房，不需增加混凝土升降路建築工程，不破壞房屋外觀，大大節省您成本。
4. 最小樓層高只要2250mm，(OH需3000mm)，適合各種樓層及樓中樓的安裝。

Safety beautiful and comfortable humanized space

安全、美觀、舒適的人性空間